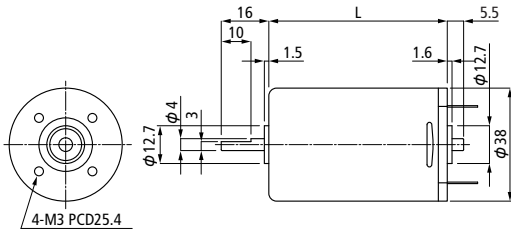
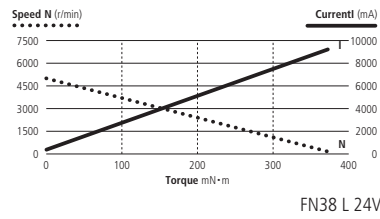
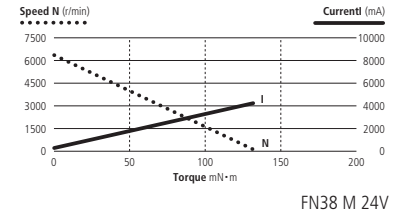
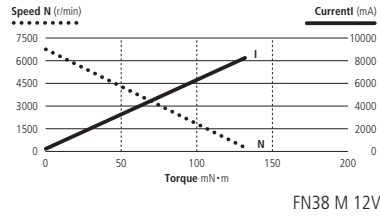
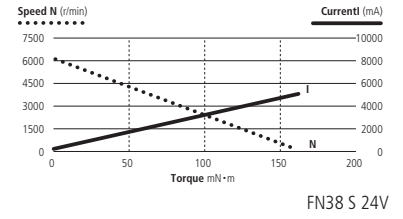
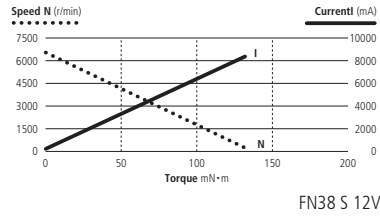


# FN38 Series



Type	L(mm)
S	55
M	60
L	70



MODEL	Rated Voltage	Rated Power Output	Rated Torque	Rated Speed	Rated Current	No Load Speed	No Load Current	Starting Torque	Torque Constant	Winding Resistance	Winding Inductance	Moment of Inertia	Mechanical Time Constant	Thermal Resistance
	V	W	mN·m/(gf·cm)	r/min	mA	r/min	mA	mN·m/(gf·cm)	mN·m/(A/(gf·cm/A))	Ω	mH	g·cm <sup>2</sup>	ms	°C/W
FN38 S	12	13	24.5 (250)	5100	1700	6200	230	137 (1400)	16.7 (170)	1.5	0.7	32	17	20
	24	13	24.5 (250)	5200	840	6100	115	158 (1610)	33.8 (345)	5.0	2.9	32	14	20
FN38 M	12	14	24.5 (250)	5400	1660	6600	205	137 (1400)	16.9 (172)	1.7	0.9	39	23	17
	24	13	24.5 (250)	5150	850	6300	110	132 (1350)	33.1 (338)	5.9	3.7	39	21	17
FN38 L	24	26	58.8 (600)	4200	1600	5000	130	373 (3800)	40.2 (410)	2.7	2.7	117	20	14